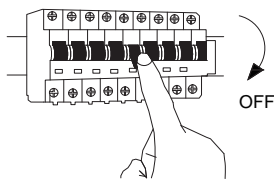
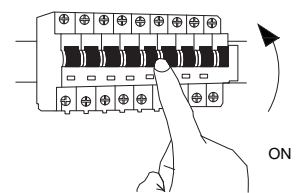
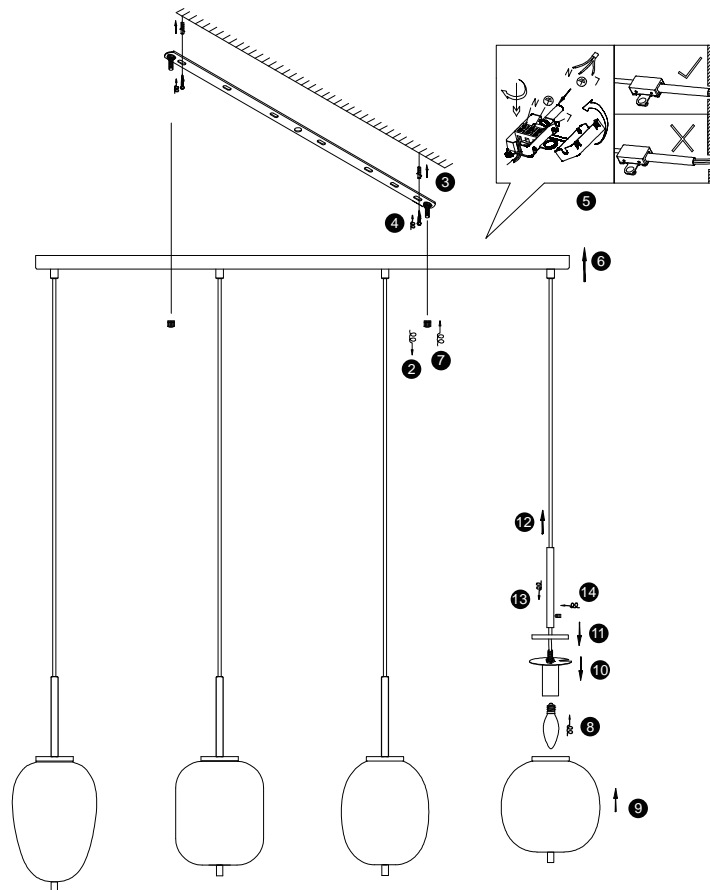


NOVA LUCE

9624083



1



15

1. Turn on the general switch
2. untight the top caps
3. Drill holes and apply plastic anchors
4. Apply screws
5. Connect wires
6. Put the canopy in place
7. Apply the top screws
8. By rotating put the bulb in place
9. Apply carefully the acrylic
10. 11. Put the socket in place
12. 13. By rotating place the pendant
14. Apply the side pendant screw
15. Turn on general switch