

PRODUKTDATENBLATT

LF1300RGBW -G1-827-04

LINEARlight Colormix Flex | Flexible farbige / farbwechselnde LED-Module



Anwendungsgebiete

- Effect lighting in architecture
- Injection of light into displays and low-profile light guides
- Dynamic effects in public zones

Produktvorteile

- Uniform color changing
- Great design freedom thanks to flexibility and cuttability of module
- Simple mounting and connection
- Type of protection: IP00
- Toolless connection with the optional CONNECTsystem for RGB
- Easy mounting on many smooth surfaces thanks to self-adhesive tape at the back

Produkteigenschaften

- Flexible and cuttable LED strip with inline multichip RGB LEDs
- RGBW all types: full single bin on each color and white
- RGB LF200C and LF05CE: binning on white (RGB mix)
- RGB LF05CA2: binning on single colors R, G, B



TECHNISCHE DATEN

Elektrische Daten

Nennleistung	69,80 W
Bemessungsleistung	69.80 W
Nennleistung pro Meter	17,9 W
Nennspannung	24 V
Eingangsspannungsbereich	23...24 V
Sperrspannung	25 V
Stromart	Gleichspannung (DC)
Nennstrom	2900 mA

Photometrische Daten

Lichtausbeute	116 lm/W
Lichtstrom	5041 lm
Lichtstrom pro Meter	1293 lm
Farbtemperatur	2700 K
Farbwiedergabeindex Ra	80
Lichtfarbe LED	RGB, weiß
Lichtfarbe (Bezeichnung)	RGBW
Lichtstromerhalt am Ende der Nennlebensdauer	0.70

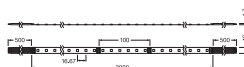
Lichttechnische Daten

Ausstrahlungswinkel	120 °
Bemessungshalbwertswinkel	120.00 °
Startzeit	< 0.5 s
Aufwärmzeit (60 %)	0.00 s

LED MODULE INFORMATION

Anzahl LEDs pro Meter	120
Anzahl LED je Modul	468
Anzahl LED je kleinste Einheit	12

Maße & Gewicht



Länge	3900 mm
Länge - kleinste Einheit	100.0 mm
Kabellänge	500.000
Breite	10.00 mm
Breite (einschließlich runde Leuchten)	10.00 mm
Höhe	1.40 mm
Länge (einschließlich runde Leuchten)	1.40 mm
Leitungsquerschnitt eingangsseitig	0,5 mm ²
Leiterquerschnitt	0.5 mm ²
LED-Abstand	16,7 mm
Produktgewicht	91,00 g

Temperaturen & Betriebsbedingungen

Umgebungstemperaturbereich	-20...+50 °C
Maximale Temperatur am Messpunkt tc	75 °C
Betriebstemperaturbereich	-20...+85 °C ¹⁾
Betriebstemperatur nach IEC 62717	45 °C ²⁾

1) Das Überschreiten der Maximalwerte verringert die erwartete Lebensdauer oder zerstört das LED-Band.

2) Tp rated. Tp point coincides with Tc point - marked on device

Lebensdauer

Anzahl der Schaltzyklen	≥ 15000
-------------------------	---------

Zusätzliche Produktdaten

Anmerkung zum Produkt	Perfekt auf OSRAM OPTOTRONIC® LED-Treiber abgestimmte Module (siehe entsprechende Tabelle) / Aktuelle lichttechnische Daten und wichtige Sicherheits-, Installations- und Anwendungsinformationen finden Sie unter http://www.osram.com/led-systems . / Alle technischen Parameter gelten für das ganze Modul. Aufgrund des komplexen Herstellungsprozesses von Leuchtdioden stellen die angegebenen typischen Werte der technischen LED-Parameter nur rein statistische Größen dar, die nicht notwendigerweise den tatsächlichen technischen Parametern jedes einzelnen Produkts, das vom typischen Wert abweichen kann, entsprechen. / Vollständiger Einzelbehälter auf Weiß und jeder Farbe / Mit RGB-Wellenlängen: R/G/B 622/534/485 nm
-----------------------	--

Einsatzmöglichkeiten

Dimmbar	Ja
---------	----

DIM-Schnittstelle	PWM
Montageart	Anbau
Kleinster Biegeradius	20 mm
Selbstklebend	Ja

Zertifikate & Standards

Normen	CE; ENEC 10 VDE / EAC / UL anerkannte Komponente gem. UL 8750
Schutzart	IP00
Energieverbrauch	30.00 kWh/1000h
Energieeffizienzklasse	A++

LOGISTISCHE DATEN

Lagertemperaturbereich	-40...+85 °C
------------------------	--------------

Daten gemäß der Verordnung zur Energieverbrauchskennzeichnung EU 2019/2015

Ähnliche Farbtemperatur	SINGLE_VALUE
-------------------------	--------------

TECHNISCHE AUSSTATTUNG











- Simplified connection with optional matching CONNECTsystem for RGB
- Quick installation with optional SLIM TRACK System
- Perfectly matched to OPTOTRONIC 24 V electronic control gears

ZUSÄTZLICHE PRODUKTINFORMATIONEN

- Some LED modules are equipped with a self-adhesive tape for attaching the LED module to suitable materials, such as aluminum profiles, which must be clean and free of oil or silicone coatings, as well as other dirt/dust particles. The adhesive tape is intended for single use and if removed may damage the material to which it is stuck and the LED module itself, which must then be scrapped. Use the adhesive tape when the installation material temperature is in the 18 °C...35 °C range. Complete adhesion takes up to 72 h.
- LED modules are designed for static installations in accordance with IPC 6013C – Use A. Take material vibrations, repetitive torsion, and elongation/compression into account.
- If the operating environment covers a broad temperature range (e.g. outdoor applications) and the operating length is longer than 2 m, the use of adequate mounting surfaces is required. The use of an additional thicker adhesive tape between LED module and mounting surface is also recommended in order to absorb the stress of any mismatch in expansion. Assure enough space for module expansion with increasing temperature.
- The manufacturer is not responsible for damage due to chemical corrosion. The user must provide suitable protection against corrosive agents such as moisture and condensation and any other harmful elements/compounds. Make certain to avoid corrosive atmospheres. According to the current state of LED technology, hydrogen sulfide (H₂S) causes accelerated corrosion which leads to shortened lifetime or premature failure. Sources of H₂S may be rubber, foam rubber, soft-foam tapes, rubber-based sealing, natural sources (e.g. sulfur springs), etc. To avoid H₂S from sulfur-vulcanized rubber use silicon-based materials or peroxide-crosslinked rubber instead. Follow the recommendations in the material datasheet of the rubber supplier.
- IP00 LED modules, as manufactured, have no conformal coating and therefore offer no inherent protection against corrosion. Conformal coating treatment is possible, however materials must be selected properly in order to avoid product damage or impaired performance; the user must also completely seal the cut parts (ends/edges).
- For applications involving exposure to humidity and dust the module must be protected by a fixture or housing with a suitable IP protection class.
- Consult OSRAM Technical Service for further advice.
- Only a qualified electrician may install the module.

- Handle with care and ensure that there is no mechanical product damage, including damage to invisible internal electronics parts.
- Exceeding maximum operating and storage temperature ratings can reduce the expected lifetime or even destroy the LED module. The temperature of the LED module must be measured at the Tc-point in accordance with EN 60598-1 under steady-state conditions, considering the worst case; drive all channels at 100 % power. Refer to the product drawing for the exact location of the Tc-point.
- Exceeding the maximum ratings for the operating voltage causes hazardous overload and will likely destroy the LED module.
- Installation of LED modules and connection to the power supply must comply with all applicable electrical and safety standards.
- Observe correct polarity and wiring diagrams! Incorrect polarity or wrong wiring can cause unpredictable permanent damage or even failure of the product.
- Never exceed the maximum operable length, including daisy-chaining connections.
- Always ensure electrical isolation between the LED module and the mounting surface, especially in the vicinity of connections or cut ends.
- IP00 LED modules are ESD-sensitive; take adequate precautions during installation and operation of the products.
- Use only SELV LED drivers in accordance with applicable lighting standards and LED module ratings. In order to safely operate OSRAM LED modules it is necessary to supply them with an electronically stabilized power supply providing protection against short circuits, overload and overheating. To simplify the approval process of the luminaire/installation, the electronic power supplies control gear for LED modules must bear the CE and ENEC marking. In Europe the Declarations of Conformity must include at least the following standards: EN 61347-2-13, EN 55015, EN 61547 and EN 61000-3-2. ENEC certification will be based on EN 61347-2-13 and EN 62384. OSRAM OPTOTRONIC LED drivers comply with all relevant standards and guarantee safe operation; see the relevant brochure for more detailed information about OSRAM OPTOTRONIC.
- Avoid installations in rural and urban areas with high industrial activity and heavy traffic (higher than class than 4C1 according IEC 60721-3) and as well as installation in spa, areas with chlorine atmosphere, direct exposure to blown sand.

DOWNLOADS

DOWNLOADS	
	User instruction LINEARlight Flex
	PRODUKTDATENBLATT LINEARlight FLEX Colormix RGBW Specification Sheet (EN)
	Certificates UL Certificate
	Certificates EAC Certificate
	Certificates ENEC10_VDE Certificate
	Certificates CB TEST CERTIFICATE DE1-59711
	Declarations of conformity Manufacturers Declaration of Conformity
	Declarations of conformity Declaration of Conformity
	IES file (IES) IES data LF1300RGBW-G1-8xx-04 Red
	LDT file (Eulumdat) Eulumdat LF1300RGBW-G1-8xx-04 Green

DOWNLOADS



Advertisements
Light is freedom of design (EN)

VERPACKUNGSMFORMATIONEN

EAN	Verpackungseinheit (Stück pro Einheit)	Abmessungen (Länge x Breite x Höhe)	Bruttogewicht	Volumen
4052899525122	Faltschachtel 1	186 mm x 190 mm x 29 mm	207.00 g	1.02 dm ³
4052899525139	Versandschachtel 8	241 mm x 195 mm x 205 mm	1845.00 g	9.63 dm ³

Die genannten Produktnummern beschreiben die kleinste bestellbare Mengeneinheit. Eine Versandeinheit kann mehrere Einzelprodukte beinhalten. Als Bestellmenge verwenden Sie bitte das Ein- oder Mehrfache einer Versandeinheit.

Haftungsausschluss

Änderungen und Irrtümer vorbehalten. Vergewissern Sie sich, dass Sie immer den neuesten Stand verwenden.