

PRODUKTDATENBLATT BA-TW-PL 827-865 G2

BackLED TW Plus G2 | LED-Module für Leuchtreklame und Backlighting



Anwendungsgebiete

- Daylight simulation
- Spas
- Shops
- Offices
- Museums, art galleries
- Permanent outdoor use in enclosed light boxes or channel letters

Produktvorteile

- Flexible programmable lighting moods in connection with light management systems
- Uniform backlighting of large surfaces thanks to extremely wide angle optics
- Simple fixing with M3 screws
- UV and IR-free light preserves exhibits
- Consistent white light (Standard Deviation of Color Matching SDCM: < 3)
- 5 year guarantee

Produkteigenschaften

- Connected with flexible cables
- Type of protection (modules): IP66/IP68
- Light color: dynamic 2700...6500 K
- Special robust encapsulation
- CE marked



TECHNISCHE DATEN

Elektrische Daten

Nennleistung	96,00 W
Bemessungsleistung	96.00 W
Nennleistung pro LED-Modul	4,8 W
Nennspannung	24 V
Eingangsspannungsbereich	23,5...24,5 V
Sperrspannung	24 V
Stromart	Gleichspannung (DC)
Nennstrom	4000 mA

Photometrische Daten

Nutzbarer Gesamtlichtstrom	9200 lm
Lichtausbeute	95,8 lm/W
Lichtstrom	9200 lm
Lichtstrom pro Modul-Kette	9200 lm
Farbtemperatur	2700...6500 K
Farbwiedergabeindex Ra	80
Lichtfarbe LED	Weiß

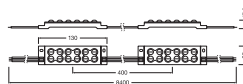
Lichttechnische Daten

Ausstrahlungswinkel	150 °
Bemessungshalbwertswinkel	150.00 °

LED MODULE INFORMATION

Anzahl LED je Modul	12
Anzahl LED-Module pro Kette	20
Kleinste betriebsfähige LED-Modulanzahl	1

Maße & Gewicht



Länge	130 mm
Kabellänge	8400.000
Breite	35.00 mm
Breite (einschließlich runde Leuchten)	35.00 mm
Höhe	13.40 mm
Länge (einschließlich runde Leuchten)	13.40 mm
Produktgewicht	1400,00 g

Temperaturen & Betriebsbedingungen

Umgebungstemperaturbereich	-25...55 °C
Betriebstemperaturbereich	-25...55 °C

Zusätzliche Produktdaten

Anmerkung zum Produkt	Perfekt auf OSRAM OPTOTRONIC® LED-Treiber abgestimmte Module (siehe entsprechende Tabelle) / Aktuelle lichttechnische Daten und wichtige Sicherheits-, Installations- und Anwendungsinformationen finden Sie unter http://www.osram.com/led-systems . / Alle technischen Parameter gelten für das ganze Modul. Aufgrund des komplexen Herstellungsprozesses von Leuchtdioden stellen die angegebenen typischen Werte der technischen LED-Parameter nur rein statistische Größen dar, die nicht notwendigerweise den tatsächlichen technischen Parametern jedes einzelnen Produkts, das vom typischen Wert abweichen kann, entsprechen.
-----------------------	---

Einsatzmöglichkeiten

Dimmbereich	5...100 %
-------------	-----------

Zertifikate & Standards

Prüfzeichen - Zulassung	CE
Normen	CE
Schutzart	IP66

LOGISTISCHE DATEN

Lagertemperaturbereich	-25...85 °C
------------------------	-------------

Daten gemäß der Verordnung zur Energieverbrauchskennzeichnung EU 2019/2015

Ähnliche Farbtemperatur	RANGE
-------------------------	-------




TECHNISCHE AUSSTATTUNG

- Seven types of OPTOTRONIC 24 V power supplies available
- BoxLED mounting profile BX-MP







ZUSÄTZLICHE PRODUKTINFORMATIONEN

- Installation of LED modules (with power supplies) needs to be made under consideration of all valid regulations and norms.
- Installation by qualified electrician only.
- Please see the relevant application guides and instructions sheets for more detailed safety and mounting information. Additional information is available on request.
- Complies with IEC/EN 61547
- Complies with IEC/EN 61000-3-2
- Complies with EN 55015, CISPR 15
- Complies with IEC/EN 61347-1
- Complies with IEC/EN 61347-2-13
- LED modules are dimmable by means of PWM (pulse width modulation). It is recommended using the following OSRAM control gears: OPTOTRONIC OT DIM or OPTOTRONIC 24 V power supplies with integrated 1...10 V dimming interface.
- Parallel connection is mandatory for safe electrical operation. Serial connection of LED modules is strongly discouraged. Unbalanced voltage drop in serial connection can cause hazardous overload and damage the LED module.
- Electrical contact is achieved with the contact cables or the terminals of the module. Please refer to the technical data for maximum number of LED modules that can be operated on one control gear.
- In order to operate OSRAM LED modules safely, it is absolutely necessary to operate them with an electronically stabilized power supply that protects against short circuits, overload and overheating.
- In case other power supplies than OSRAM OPTOTRONIC are used, compliance to the necessary operating parameters (voltage, current, power) has to be ensured.
- Pay attention to polarity! Wrong polarity can cause destruction or malfunction of the module.
- Conducting paths on the circuit board must not be damaged or destroyed during installation.
- The LED module itself and all its components must not be stressed mechanically.
- Operation in or under water is prohibited.
- To avoid mechanical damage, the LED modules have to be attached securely to the intended mounting surface. It is recommended to avoid heavy vibration.
- In case that the LED module is equipped with a pre-mounted double-sided adhesive tape, OSRAM assumes no liability and provides no guarantee for a permanent adherence of the modules to the surface. OSRAM recommends fixation of the modules by means of suitable screws.
- Complies with IEC 61347-1 cl. 18.3, cl. 18.4, IEC 60695-2-10, IEC 60695-11-5, IEC 60695-11-10 (classification V-0)
- All the technical parameters apply to the entire module. In view of the complex manufacturing process for light emitting diodes, the specified typical values for the technical LED parameters are merely statistical values that do not necessarily correspond to the actual technical parameters of an individual product; individual products may vary from the typical values.
- Module contains no PVC material.
- To ensure uniform illumination, a reflective matt white surface is generally recommended for all internal frame walls and back panels of light boxes.
- The module may cause noises during dimming. If a dimming operation is required, it is recommended to check the dimming operation for noises before final installation.

DOWNLOADS

DOWNLOADS	
	User instruction UI BackLED TW and RGBW Plus G2
	Declarations of conformity 727530_EC BackLED PLUS
	Declarations of conformity 727532_Manufacturer's Declaration BackLED PLUS

DOWNLOADS

	CAD data 728688_CAD BackLED TW Plus G2.DWG
	CAD data 728689_CAD BackLED TW Plus G2.IGS
	CAD data 3-dim 728690_CAD BackLED TW Plus G2.STEP
	CAD data PDF 721338_BackLED TW Plus G15 PDF
	IES file (IES) IES_BackLED TW Plus G2
	LDT file (Eulumdat) 728627_BackLED TW Plus G2_BA-TW-PL_2700K+6500K_4052899452954

VERPACKUNGSMFORMATIONEN

EAN	Verpackungseinheit (Stück pro Einheit)	Abmessungen (Länge x Breite x Höhe)	Bruttogewicht	Volumen
4052899452954	Faltschachtel 1	461 mm x 297 mm x 51 mm	1840.00 g	6.98 dm ³
4052899452961	Versandschachtel 5	473 mm x 328 mm x 292 mm	9777.00 g	45.30 dm ³

Die genannten Produktnummern beschreiben die kleinste bestellbare Mengeneinheit. Eine Versandeinheit kann mehrere Einzelprodukte beinhalten. Als Bestellmenge verwenden Sie bitte das Ein- oder Mehrfache einer Versandeinheit.

Haftungsausschluss

Änderungen und Irrtümer vorbehalten. Vergewissern Sie sich, dass Sie immer den neuesten Stand verwenden.