


PRODUKTDATENBLATT

OT 110/170...240/1A0 4DIMLT2 G2 CE

OT 4DIM IP20 Outdoor | Konstantstrom - Außenbereich - dimmbar



Anwendungsgebiete

- Street and urban lighting
- Industry
- Suitable for outdoor applications in luminaires with IP > 54
- Suitable for use in outdoor luminaires of protection class I and II

Produktvorteile

- 4DIM functionality in one device (StepDIM, AstroDIM, MainsDIM, DALI)
- Very high efficiency
- High surge protection: up to 10 kV (1 pulse) / 8 kV, in protection class I or II
- Low luminous efficacy tolerance through low output current tolerance of $\pm 3\%$
- Great flexibility due to wide operating temperature range of $-40...55\text{ }^{\circ}\text{C}$ or $60\text{ }^{\circ}\text{C}$
- Protection through double isolation between mains input and LED output

Produkteigenschaften

- Available with different wattage: 40 W, 60 W, 90 W, 165 W
- Input voltage: 120...277 V (40 W), 220...240 V (60 W, 90 W, 165 W)
- Current output range: 70...1,050 mA
- Flexible current setting with one additional wire (LEDset2)
- AstroDIM for autonomous dimming with five independent levels (astro, time mode)
- Allows for energy saving in twilight phases
- MainsDIM function for dimming via reduction of line voltage amplitude
- Isolated DALI interface for bidirectional telemanagement systems
- Standby power consumption: < 0.5 W
- Constant Lumen Output (CLO)
- Overtemperature protection via external NTC

TECHNISCHE DATEN

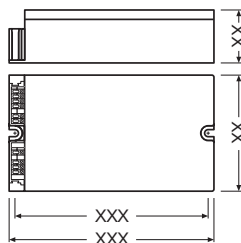
Elektrische Daten

Nennleistung	110,00 W
Nennausgangsleistung	110 W
Nennspannung	220...240 V
Nennausgangsspannung	80...220 V
Eingangsspannung AC	170...240 V
U-OUT (Arbeitsspannung)	250 V
Nennstrom	0 A
Nennausgangsstrom	200...1050 mA
Einschaltstrom	65 A
Ausgangsstromtoleranz	±3 % ¹⁾
Output ripple current (100 Hz)	< 5 %
Netzfrequenz	50...60 Hz
Oberschwingungsgehalt	< 5 % ²⁾
Netzleistungsfaktor λ	> 0,98
EVG-Effizienz	93 %
Geräteverlustleistung	8 W
Max. Anz. EVG an Sicherungsaut. 10 A (B)	7
Max. Anz. EVG an Sicherungsaut. 16 A (B)	12
Max. Anz. EVG an Sicherungsaut. 25 A (B)	19
Stoßspannungsfestigkeit (L/N – Erde)	10 kV
Stoßspannungsfestigkeit (L – N)	6 kV
Galvanische Trennung	Doppelt

1) +/- 5% for LEDset down to 300mA

2) At full power

Maße & Gewicht



Länge	150.00 mm
-------	-----------

Lochmaßabstand Länge	134 mm
Breite	90.00 mm
Breite (einschließlich runde Leuchten)	90.00 mm
Höhe	40.00 mm
Länge (einschließlich runde Leuchten)	40.00 mm
Leitungsquerschnitt eingangsseitig	0,2...1,5 mm ²
Leitungsquerschnitt ausgangsseitig	0,2...1,5 mm ²
Abisolierlänge eingangsseitig	8,5...9,5 mm
Produktgewicht	780,00 g

Farben & Materialien

Gehäusematerial	Kunststoff
-----------------	------------

Temperaturen & Betriebsbedingungen

Umgebungstemperaturbereich	-40...+55 °C
Maximale Temperatur am Messpunkt tc	85 °C
Max. Gehäusetemperatur im Fehlerfall	110 °C
Zulässige rel. Luftfeuchte beim Betrieb	5...85 % ¹⁾

¹⁾ max. 56 d/y bei 85%

Lebensdauer

EVG Lebensdauer	50000 h / 100000 h ¹⁾
-----------------	----------------------------------

¹⁾ Bei maximum T_c = 85°C / 10% Ausfallrate / Bei T_c = 73°C / 10% Ausfallrate

Einsatzmöglichkeiten

Dimmbar	Ja
DIM-Schnittstelle	4DIM / AstroDIM / DALI / MainsDIM / StepDIM
Dimmbereich	10...100 %
Übertemperaturschutz	Automatisch reversibel
Überlastschutz	Automatisch reversibel
Kurzschlusschutz	Automatisch reversibel
Leerlauffestigkeit	Ja
Maximale Leitungslänge EVG/Lampe REM	10 m
Geeignet für Leuchten mit Schutzklasse	I / II

Zertifikate & Standards

Prüfzeichen - Zulassung	CE / ENEC / VDE / VDE-EMC / CCC / EL / RCM
-------------------------	--

Normen	Gemäß EN 61347-1 / Gemäß EN 61347-2-13 / Gemäß EN 62384 / Gemäß EN 55015:2006 + A1:2007 + A2:2009 / Gemäß EN 61547 / Gemäß FCC 47 part 15 class B / Gemäß IEC 61000-3-2 / Gemäß IEC 61000-3-3 / Gemäß IEC 62386-101 / Gemäß IEC 62386-102 / Gemäß IEC 62386-207 / UL-8750
Schutzklasse	I/II
Schutzart	IP20

LOGISTISCHE DATEN

Lagertemperaturbereich	-40...+85 °C
------------------------	--------------

Daten gemäß der Verordnung zur Energieverbrauchskennzeichnung EU 2019/2015

Ähnliche Farbtemperatur	RANGE
-------------------------	-------


TECHNISCHE AUSSTATTUNG

- DALI magic hardware for configuring 4DIM ECGs necessary
- Programmable via Tuner4TRONIC software

ZUSÄTZLICHE PRODUKTINFORMATIONEN

- Default output current is 700 mA without any resistor connected to the LEDset port. As soon as the driver detects one time a resistor value within the resistor range of 2.37 kOhm (1050 mA) and 24.9 kOhm (200 mA) for more than 3 s, the driver activates the LEDset2 mode.
- The driver withstands an input voltage of up to 350 Vac for a maximum of two hours. Shut down of output load might occur in case the supply voltage exceeds the declared input voltage range.
- Shut down of output load happens if the input voltage of the load is below the allowed minimum output voltage of the driver. The driver automatically tries to switch on the load cyclically.
- In case the input voltage of the load exceeds the output voltage range of the driver, it automatically reduces the output current to keep the output voltage controlled to the maximum allowed output voltage.
- The driver automatically reduces the output current in case the maximum allowed output power is exceeded.
- The driver automatically adjusts the output voltage to the maximum output voltage if no load is connected and switches off the load after some seconds. Hot-plug of the load or external switching on the secondary side is not allowed.
- The driver is protected against temporary overheating by automatic reduction of the output current down to 30 % and then switches off.
- The EQUI pin shall be connected to the heat sink of the LED module to improve the surge withstand capability of the system and EMI in critical luminaires.
- Several external NTCs are supported for temperature protection of the LED module or luminaire. The type of NTC can be selected in the programming software in the temperature based mode. By default the resistor based mode is activated with following values: start derating: 6.3 kOhm, end derating 5.0 kOhm, shut off: 4.3 kOhm, derating level 50 %.
- The default dimming mode is StepDIM / AstroDIM / DALI (wiring selection) with following values for:- StepDIM: 100 % on, 50 % dimming level if SD port is active, fade time 180 s- AstroDIM: 100 % on, 50 % dimming level, 6 h dimming duration, start of dimming duration 2 h before the middle of the average switched-on time, fade time 180 s
- The constant lumen feature is disabled by default.
- For MainsDIM dimming mode and for 170 Vac input voltage condition the output power should not exceed 85 % of the maximum declared output power.
- For input voltage of 170...190 Vac, the maximum allowed output power is linear limited starting from 100 % at 190 Vac down to 85 % at 170 Vac, except for the 40 W type.
- If any output level is below the physical min level, the physical min level will be used.
- In case the 3DIM and 4DIMLT2 devices are operated on one common control phase connected to SD input the 3DIM devices needs to have a relay as described in the 3DIM application guide.
- The SD port is suitable for three phase systems with 220...240 Vac, for other input voltages only single phase systems are supported.
- For further details please consult the 4DIMLT2 application guide.

DOWNLOADS

DOWNLOADS	
	User instruction OPTOTRONIC Outdoor
	Certificates CB Test Certificate DE1-60243
	Certificates CCC Certificate 2018171002002265
	Certificates VDE EMC Certificate 40038482
	Certificates OT Outdoor CB DE1 62952 100220
	Certificates OT outdoor ENEC 40050684 100220
	Certificates VDE ENEC Certificate 40043863
	Certificates VDE EMC Certificate 40044675 (EN)
	Certificates OT 110 4DIM LT2 G2 INOTEC AM35339 210520
	Certificates VDE ENEC Certificate 40043863 appendix
	Certificates OT EMC 40050085 200220
	Certificates OT 110 4DIM LT2 G2 EATON AM35339 210520
	Certificates RCM Certificate CS10824N
	Declarations of conformity INOTEC-Conformity declaration AM03548 OT 110/170-240/1A0 4DIMLT2 G2 CE
	Declarations of conformity EU Declaration of Conformity 3629845
	Declarations of conformity EU Declaration of Conformity 3806542
	Declarations of conformity EATON(CEAG)-Conformity declaration AM03548 OT 110/170-240/1A0 4DIMLT2 G2 CE
	CAD data CAD data STEP OT 110/170-240/1A0 4DIMLT2 G2 CE
	Advertisements Poster OPTOTRONIC LED drivers (DE)

VERPACKUNGSGINFORMATIONEN

EAN	Verpackungseinheit (Stück pro Einheit)	Abmessungen (Länge x Breite x Höhe)	Bruttogewicht	Volumen
4052899981959	Unverpackt 1			
4052899982048	Versandschachtel 10	385 mm x 300 mm x 125 mm	8141.00 g	14.44 dm ³

Die genannten Produktnummern beschreiben die kleinste bestellbare Mengeneinheit. Eine Versandeinheit kann mehrere Einzelprodukte beinhalten. Als Bestellmenge verwenden Sie bitte das Ein- oder Mehrfache einer Versandeinheit.

Haftungsausschluss

Änderungen und Irrtümer vorbehalten. Vergewissern Sie sich, dass Sie immer den neuesten Stand verwenden.