

## PRODUKTDATENBLATT LFD400S -G1-840-06

LINEARlight FLEX® DIFFUSE Side White | LED-Module für professionelle und industrielle Anwendungen



### Anwendungsgebiete

- Individual and customized luminaires
- Organic shaped luminaires
- Architectural Integration – e.g. coves, walls
- Object integration – e.g. handrails
- Signage and illuminated advertising

### Produktvorteile

- IP67 protection with high performance silicone
- Reliable connection over long periods of time: IP67 connector with built-in protection against liquids penetrating through the wires into the LED strip
- Outdoor use possible: UV and salt mist resistant (UV acc. to ISO 4892-2 - Method A, salt mist acc. to IEC 60068-2-52 severity 1)

### Produkteigenschaften

- Diffused light lines without visible spots
- Flexible and cuttable module to support design freedom
- Long operational length per single power feed possible (up to 6m)
- Ideal for luminaire designs
- Extra strong self-adhesive backside for easy mounting
- 24 V technology for easy dimensioning



- Recommended in system use with OPTOTRONIC
- Increased reliability due to single piece reel-to-reel technology
- Dimmable with PWM technology



## TECHNISCHE DATEN

### Elektrische Daten

Nennleistung	43,20 W
Bemessungsleistung	43.20 W
Nennleistung pro Meter	7,2 W
Nennspannung	24 V
Eingangsspannungsbereich	23...25 V
Sperrspannung	25 V
Stromart	Gleichspannung (DC)
Nennstrom	1800 mA

### Photometrische Daten

Nutzbarer Gesamtlichtstrom	2700 lm
Lichtausbeute	63 lm/W
Lichtstrom pro Meter	450 lm
Farbtemperatur	4000 K
Farbwiedergabeindex Ra	80
Lichtfarbe LED	Weiß
Lichtfarbe (Bezeichnung)	4000 K
Standardabweichung des Farbabgleichs	≤ 3 sdcn
Lichtstromerhalt am Ende der Nennlebensdauer	0.70

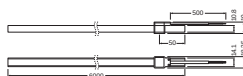
### Lichttechnische Daten

Ausstrahlungswinkel	120 °
Bemessungshalbwertswinkel	120.00 °
Startzeit	< 0.5 s
Aufwärmzeit (60 %)	0.00 s

### LED MODULE INFORMATION

Anzahl LEDs pro Meter	140
Anzahl LED je kleinste Einheit	7

### Maße & Gewicht



Länge	6000.00 mm
Länge - kleinste Einheit	50,0 mm
Kabellänge	500.000
Breite	14.10 mm
Breite (einschließlich runde Leuchten)	14.10 mm
Höhe	10.80 mm
Länge (einschließlich runde Leuchten)	10.80 mm
Leitungsquerschnitt eingangsseitig	1 mm <sup>2</sup>
Leiterquerschnitt	1.0 mm <sup>2</sup>
LED-Abstand	7,14 mm
Produktgewicht	1040,00 g

### Farben & Materialien

Material Abdeckung	Silikon
--------------------	---------

### Temperaturen & Betriebsbedingungen

Umgebungstemperaturbereich	-30...+50 °C
Betriebstemperaturbereich	-30...75 °C <sup>1)</sup>
Betriebstemperatur nach IEC 62717	35 °C <sup>2)</sup>

1) Das Überschreiten der Maximalwerte verringert die erwartete Lebensdauer oder zerstört das LED-Band.

2) Tp rated. Tp point coincides with Tc point - marked on device

### Lebensdauer

Anzahl der Schaltzyklen	30000
-------------------------	-------

### Einsatzmöglichkeiten

Dimmbar	Ja
DIM-Schnittstelle	PWM
Montageart	Anbau
Kleinster Biegeradius	100 mm
Selbstklebend	Ja

### Zertifikate & Standards

Normen	CE; ENEC 10 VDE / EAC / UL anerkannte Komponente gem. UL 8750
Schutzart	IP66/IP67

Energieeffizienzklasse	A+
------------------------	----

## LOGISTISCHE DATEN

Lagertemperaturbereich	-30...75 °C
------------------------	-------------











## Daten gemäß der Verordnung zur Energieverbrauchskennzeichnung EU 2019/2015

Ähnliche Farbtemperatur	SINGLE_VALUE
-------------------------	--------------

## ZUSÄTZLICHE PRODUKTINFORMATIONEN

- Some LED modules are equipped with a self-adhesive tape for attaching the LED module to suitable materials, such as aluminum profiles, which must be clean and free of oil or silicone coatings, as well as other dirt/dust particles. The adhesive tape is intended for single use and if removed may damage the material to which it is stuck and the LED module itself, which must then be scrapped. Use the adhesive tape when the installation material temperature is in the 18 °C...35 °C range. Complete adhesion takes up to 72 h.
- LED modules are designed for static installations in accordance with IPC 6013C – Use A. Take material vibrations, repetitive torsion, and elongation/compression into account.
- If the operating environment covers a broad temperature range (e.g. outdoor applications) and the operating length is longer than 2 m, the use of adequate mounting surfaces is required. The use of an additional thicker adhesive tape between LED module and mounting surface is also recommended in order to absorb the stress of any mismatch in expansion. Assure enough space for module expansion with increasing temperature.
- The manufacturer is not responsible for damage due to chemical corrosion. The user must provide suitable protection against corrosive agents such as moisture and condensation and any other harmful elements/compounds. Make certain to avoid corrosive atmospheres. According to the current state of LED technology, hydrogen sulfide (H<sub>2</sub>S) causes accelerated corrosion which leads to shortened lifetime or premature failure. Sources of H<sub>2</sub>S may be rubber, foam rubber, soft-foam tapes, rubber-based sealing, natural sources (e.g. sulfur springs), etc. To avoid H<sub>2</sub>S from sulfur-vulcanized rubber use silicon-based materials or peroxide-crosslinked rubber instead. Follow the recommendations in the material datasheet of the rubber supplier.
- IP00 LED modules, as manufactured, have no conformal coating and therefore offer no inherent protection against corrosion. Conformal coating treatment is possible, however materials must be selected properly in order to avoid product damage or impaired performance; the user must also completely seal the cut parts (ends/edges).
- For applications involving exposure to humidity and dust the module must be protected by a fixture or housing with a suitable IP protection class.
- Consult OSRAM Technical Service for further advice.
- Only a qualified electrician may install the module.
- Handle with care and ensure that there is no mechanical product damage, including damage to invisible internal electronics parts.
- Exceeding maximum operating and storage temperature ratings can reduce the expected lifetime or even destroy the LED module. The temperature of the LED module must be measured at the T<sub>c</sub>-point in accordance with EN 60598-1 under steady-state conditions, considering the worst case; drive all channels at 100 % power. Refer to the product drawing for the exact location of the T<sub>c</sub>-point.
- Exceeding the maximum ratings for the operating voltage causes hazardous overload and will likely destroy the LED module.
- Installation of LED modules and connection to the power supply must comply with all applicable electrical and safety standards.
- Observe correct polarity and wiring diagrams! Incorrect polarity or wrong wiring can cause unpredictable permanent damage or even failure of the product.
- Never exceed the maximum operable length, including daisy-chaining connections.
- Always ensure electrical isolation between the LED module and the mounting surface, especially in the vicinity of connections or cut ends.
- IP00 LED modules are ESD-sensitive; take adequate precautions during installation and operation of the products.
- Use only SELV LED drivers in accordance with applicable lighting standards and LED module ratings. In order to safely operate OSRAM LED modules it is necessary to supply them with an electronically stabilized power supply providing protection against short circuits, overload and overheating. To simplify the approval process of the luminaire/installation, the electronic power supplies control gear for LED modules must bear the CE and ENEC marking. In Europe the Declarations of Conformity must include at least the following standards: EN 61347-2-13, EN 55015, EN 61547 and EN 61000-3-2. ENEC certification will be based on EN 61347-2-13 and EN 62384. OSRAM OPTOTRONIC LED drivers comply with all relevant standards and guarantee safe operation; see the relevant brochure for more detailed information about OSRAM OPTOTRONIC.
- Avoid installations in rural and urban areas with high industrial activity and heavy traffic (higher than class than 4C1 according IEC 60721-3) and as well as installation in spa, areas with chlorine atmosphere, direct exposure to blown sand.

DOWNLOADS

DOWNLOADS	
	User instruction LINEARlight FLEX DIFFUSE
	PRODUKTDATENBLATT LINEARlight FLEX DIFFUSE Side Specification Sheet (EN)
	Certificates CB TEST CERTIFICATE DE-57743
	Certificates VDE-ENEC Certificate
	Declarations of conformity 726048_Manufacturer Declaration_LINEARlight Flex Diffuse
	Declarations of conformity 726047_Declaration of Conformity_LINEARlight Flex Diffuse
	IES file (IES) IES data LFD400S-G1-840-06
	LDT file (Eulumdat) Eulumdat LFD400S-G1-840-06
	Advertisements Light is freedom of design (EN)
	Advertisements Light is freedom of design (DE)

VERPACKUNGSMFORMATIONEN

EAN	Verpackungseinheit (Stück pro Einheit)	Abmessungen (Länge x Breite x Höhe)	Bruttogewicht	Volumen
4052899581821	Faltschachtel 1	506 mm x 502 mm x 37 mm	2148.00 g	9.40 dm <sup>3</sup>
4052899581838	Versandschachtel 6	519 mm x 246 mm x 525 mm	13358.00 g	67.03 dm <sup>3</sup>

Die genannten Produktnummern beschreiben die kleinste bestellbare Mengeneinheit. Eine Versandeinheit kann mehrere Einzelprodukte beinhalten. Als Bestellmenge verwenden Sie bitte das Ein- oder Mehrfache einer Versandeinheit.

Haftungsausschluss

Änderungen und Irrtümer vorbehalten. Vergewissern Sie sich, dass Sie immer den neuesten Stand verwenden.